

Scaled data based on original data using
LM-79-08 Approved Method: Electrical and Photometric Measurements of Solid-
State Lighting Products

Test Report Prepared for
Cooper Lighting Solutions
(formerly Eaton)

Brand: McGRAW-EDISON

Report Number: P227065

Luminaire Tested: **ISW-AF-1200-LED-E1-SL4**

Issue Date: 3/3/2020

Test Information

Test Method: LM-79-08
Report Number: P227065
TEST IS SCALED FROM IESNA LM-79-08 TEST DATA (P35947)
Test Lab: INNOVATION CENTER-P3
Issue Date: 3/3/2020
Manufacturer: COOPER LIGHTING SOLUTIONS (FORMERLY EATON)
Product Line: MCGRAW-EDISON
Catalog Number: ISW-AF-1200-LED-E1-SL4
Description: IMPACT ELITE LED WEDGE LUMINAIRE
LIGHT SQUARE WITH ACCULED OPTICS-TYPE IV W/SPILL CONTROL
Light Source: (16) 4000K CCT, 70 CRI LEDs
Ballast/Driver: ELECTRONIC DRIVER

Summary

Lumens per Lamp: N/A
Luminaire Lumens: 6303.4 lumens
Efficiency: N/A
Efficacy: 95.5 lumens/watt
Luminous Opening: Rectangular (W 0.5' x L: 0.5' x H: 0')
IES Classification: Type IV - Short - Semi-Cutoff
BUG Rating: B1 - U1 - G2

Input Watts (W): 66
Input Voltage (V): 120
Input Current (Ain): NR
Voltage Rise (V): NR
Power Factor: NR
Total Harmonic Distortion (THDi): NR
Frequency (hertz): 60
Stabilization Time: NR
Operation Time: NR
Ambient Temperature (°C): NR
Test Distance: 25 FT

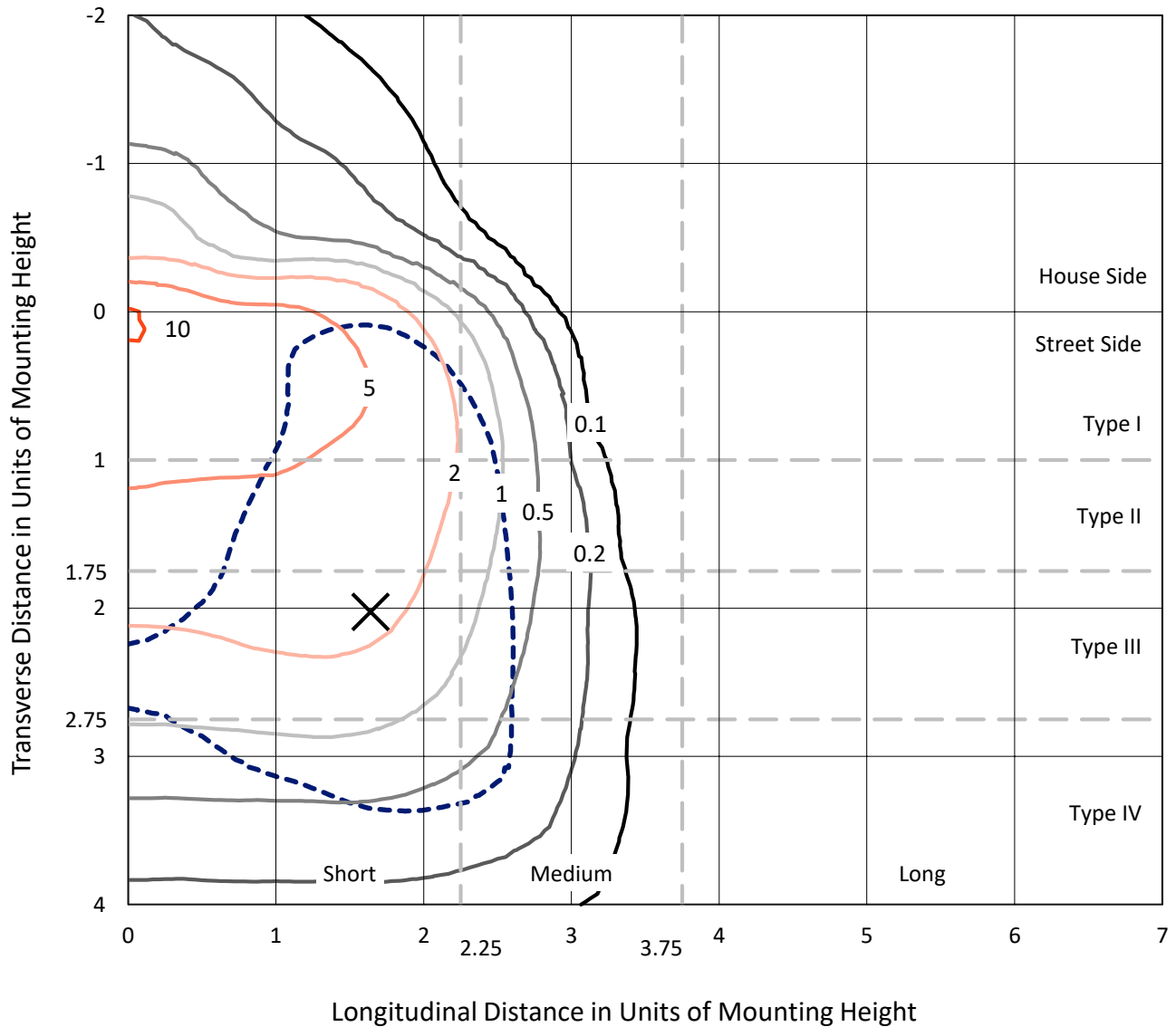


REPORT NUMBER: P227065

CATALOG NUMBER: ISW-AF-1200-LED-E1-SL4

Iso-Footcandle Lines of Horizontal Illumination

✕ Max cd
 - - - 1/2 Max cd

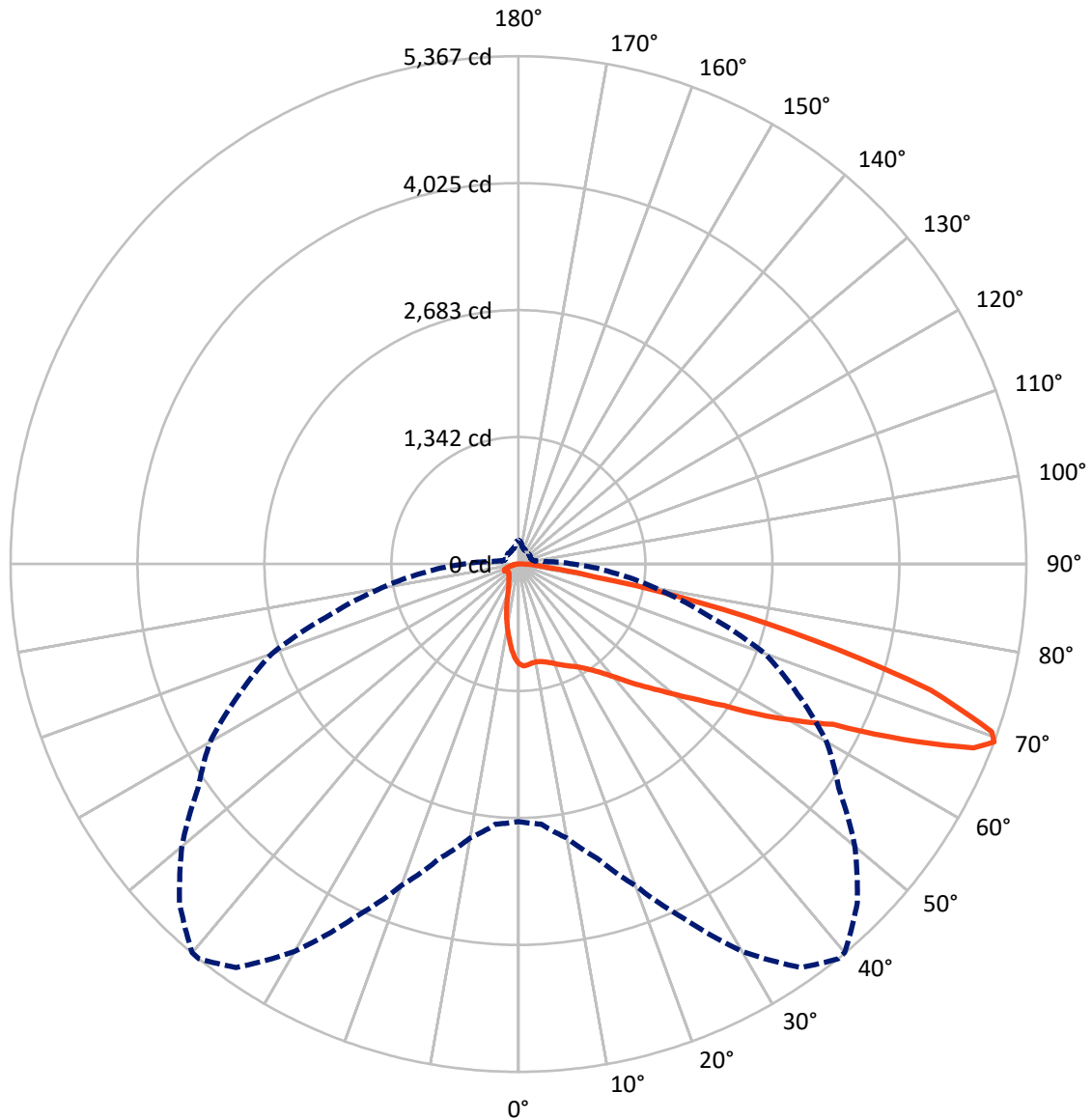


Based on 10 foot mounting height. Maximum calculated value = 10.6 fc
 Type IV - Short - Semi-Cutoff

REPORT NUMBER: P227065

CATALOG NUMBER: ISW-AF-1200-LED-E1-SL4

Luminous Intensity Polar Plot



— Vertical Plane Through 39-Deg Lateral - - - Horizontal Cone Through 69-Deg Vertical

REPORT NUMBER: P227065

CATALOG NUMBER: ISW-AF-1200-LED-E1-SL4

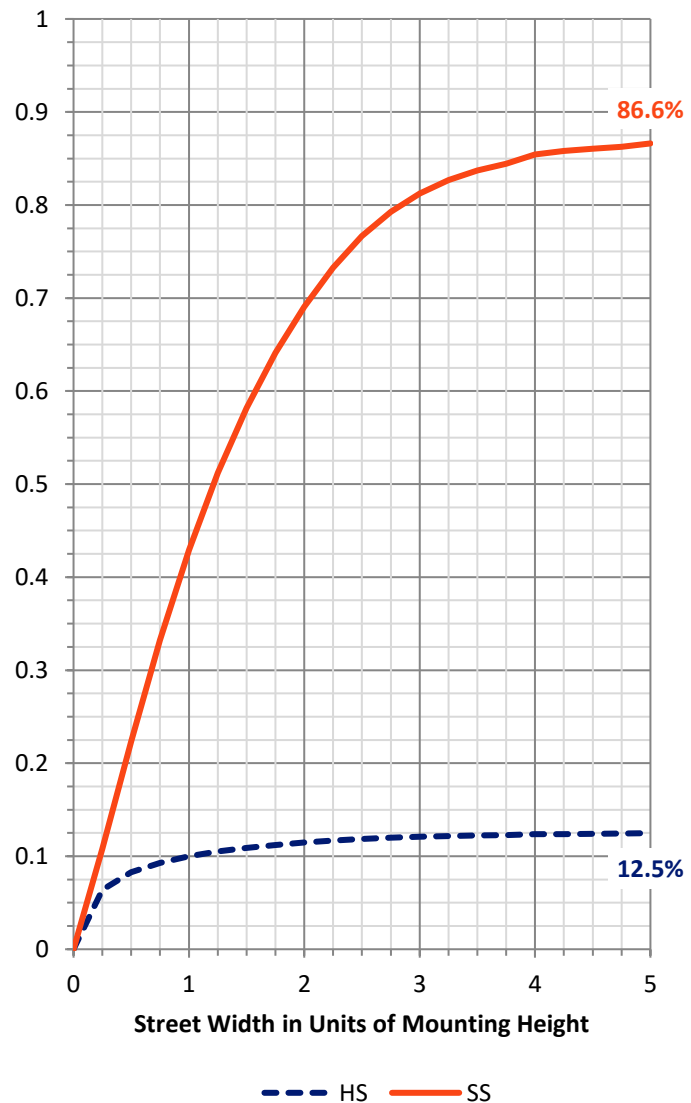
FLUX DISTRIBUTION:

		Downward	Upward	Total
House Side	Lumens	797.5	0.2	797.7
	% Fixture	12.7	0.0	12.7
Street Side	Lumens	5504.1	1.6	5505.7
	% Fixture	87.3	0.0	87.3
Total	Lumens	6301.6	1.7	6303.4
	% Fixture	100.0	0.0	100.0

ZONAL LUMENS:

Zone	Lumens	% Fixture
0°-10°	91.1	1.4
10°-20°	229.8	3.6
20°-30°	357.7	5.7
30°-40°	540.6	8.6
40°-50°	865.0	13.7
50°-60°	1359.6	21.6
60°-70°	1830.6	29.0
70°-80°	908.0	14.4
80°-90°	119.3	1.9
90°-100°	1.7	0.0
100°-110°	0.0	0.0
110°-120°	0.0	0.0
120°-130°	0.0	0.0
130°-140°	0.0	0.0
140°-150°	0.0	0.0
150°-160°	0.0	0.0
160°-170°	0.0	0.0
170°-180°	0.0	0.0
0°-90°	6301.6	100.0
0°-180°	6303.4	100.0

Coefficient of Utilization



REPORT NUMBER: P227065

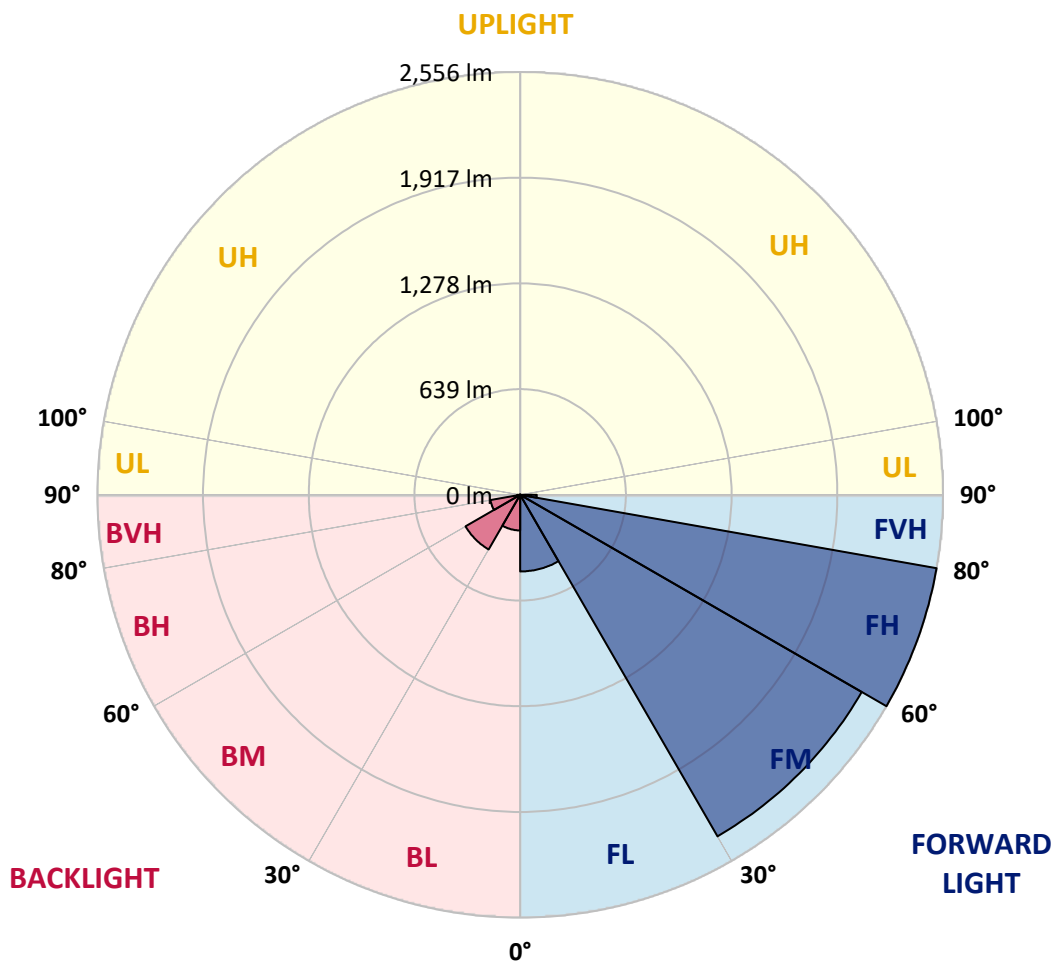
CATALOG NUMBER: ISW-AF-1200-LED-E1-SL4

LUMINAIRE CLASSIFICATION SYSTEM LUMEN TABLE AND BUG RATING:

Zone	Lumens	% Fixture	Zone Rating/Lumen Limit		
			B	U	G
FL (0°-30°)	463.5	7.4			
FM (30°-60°)	2384.1	37.8			
FH (60°-80°)	2556.1	40.6			G2/5000
FVH (80°-90°)	100.5	1.6			G2/225
BL (0°-30°)	215.2	3.4	B1/500		
BM (30°-60°)	381.0	6.0	B1/1000		
BH (60°-80°)	182.6	2.9	B1/500		G1/500
BVH (80°-90°)	18.8	0.3			G1/100
UL (90°-100°)	1.7	0.0		U1/10	
UH (100°-180°)	0.2	0.0		U1/10	

BUG Rating: B1-U1-G2

Type IV Short





REPORT NUMBER: P227065

CATALOG NUMBER: ISW-AF-1200-LED-E1-SL4

CANDELA DISTRIBUTION (FULL):

	0°	5°	10°	15°	20°	25°	30°	35°	39°	40°	45°
0°	1055.8	1055.8	1055.8	1055.8	1055.8	1055.8	1055.8	1055.8	1055.8	1055.8	1055.8
2.5°	1081.4	1082.4	1082.4	1083.4	1079.3	1079.3	1080.3	1076.2	1078.3	1077.3	1072.2
5°	1083.4	1084.4	1083.4	1084.4	1079.3	1077.3	1073.2	1068.1	1070.1	1069.1	1061.9
7.5°	1078.3	1079.3	1077.3	1078.3	1072.2	1068.1	1061.9	1057.8	1054.8	1053.7	1044.5
10°	1067.0	1070.1	1066.0	1069.1	1064.0	1059.9	1056.8	1052.7	1050.7	1049.6	1039.4
12.5°	1050.7	1052.7	1053.7	1057.8	1057.8	1058.9	1058.9	1055.8	1056.8	1055.8	1047.6
15°	1035.3	1042.5	1049.6	1053.7	1061.9	1067.0	1071.1	1070.1	1073.2	1072.2	1067.0
17.5°	1035.3	1041.5	1053.7	1067.0	1082.4	1089.5	1095.7	1095.7	1096.7	1094.7	1086.5
20°	1039.4	1050.7	1071.1	1093.6	1112.0	1126.4	1130.5	1129.4	1125.3	1125.3	1111.0
22.5°	1073.2	1080.3	1102.8	1127.4	1153.0	1167.3	1168.3	1165.2	1157.1	1155.0	1137.6
25°	1121.3	1129.4	1149.9	1181.6	1201.0	1212.3	1209.2	1199.0	1190.8	1183.7	1165.2
27.5°	1195.9	1202.1	1222.5	1244.0	1255.3	1259.4	1247.1	1232.8	1223.6	1220.5	1195.9
30°	1272.7	1280.8	1297.2	1310.5	1319.7	1307.4	1288.0	1271.6	1263.4	1261.4	1238.9
32.5°	1366.8	1367.8	1379.0	1382.1	1383.1	1362.7	1336.1	1320.7	1317.7	1313.6	1296.2
35°	1452.7	1457.8	1455.8	1454.7	1445.5	1420.0	1397.5	1388.2	1385.2	1384.2	1369.8
37.5°	1529.4	1537.6	1532.5	1523.3	1512.0	1491.6	1468.0	1457.8	1468.0	1461.9	1465.0
40°	1604.1	1604.1	1598.0	1592.8	1579.5	1560.1	1551.9	1552.9	1569.3	1573.4	1577.5
42.5°	1668.5	1667.5	1661.4	1657.3	1655.2	1651.1	1647.1	1666.5	1698.2	1704.3	1713.5
45°	1739.1	1738.1	1714.6	1722.8	1737.1	1740.1	1754.5	1799.5	1838.3	1841.4	1860.8
47.5°	1807.7	1799.5	1777.0	1785.2	1826.1	1847.6	1871.1	1934.5	1988.7	2000.0	2054.3
50°	1879.3	1871.1	1846.5	1861.9	1919.2	1959.1	2014.3	2102.4	2177.0	2192.4	2263.0
52.5°	1953.9	1952.9	1933.5	1957.0	2027.6	2108.5	2195.5	2294.7	2385.7	2405.2	2509.5
55°	2044.1	2038.9	2030.7	2059.4	2159.7	2268.1	2404.1	2539.2	2638.4	2673.2	2778.5
57.5°	2145.3	2143.3	2144.3	2203.6	2324.3	2489.0	2655.8	2837.9	3001.5	3026.1	3124.3
60°	2233.3	2237.4	2260.9	2354.0	2505.4	2728.4	2962.7	3209.2	3354.5	3380.0	3476.3
62.5°	2340.7	2364.2	2416.4	2534.1	2712.0	2982.1	3285.9	3546.9	3734.1	3786.2	3968.3
65°	2598.5	2616.9	2714.1	2856.3	3083.4	3429.2	3778.1	4157.6	4466.5	4513.6	4670.1
67.5°	2786.7	2833.8	2986.2	3218.4	3546.9	3988.8	4467.5	4926.9	5187.8	5209.3	5099.8
69°	2721.3	2760.1	2940.2	3220.5	3616.4	4131.0	4726.3	5206.2	5366.8	5362.7	5065.0
70°	2621.0	2656.8	2855.3	3127.4	3558.1	4114.6	4730.4	5208.3	5305.4	5268.6	4928.0
72.5°	2195.5	2227.2	2413.3	2697.7	3115.1	3667.6	4247.6	4573.9	4553.5	4522.8	3960.1
75°	1370.9	1368.8	1531.5	1696.2	2020.4	2579.1	3010.7	3272.6	3230.7	3207.2	2542.2
77.5°	512.5	548.3	607.6	784.7	934.1	1235.8	1584.7	1876.2	1957.0	1853.7	1368.8
80°	267.0	286.4	325.3	387.7	446.0	510.5	613.8	789.8	817.4	762.2	552.4
82.5°	210.7	234.3	273.1	326.3	367.2	342.7	323.3	334.5	332.5	317.1	281.3
85°	159.6	187.2	250.6	304.8	363.1	306.9	244.5	213.8	190.3	191.3	203.6
87.5°	79.8	103.3	197.4	266.0	316.1	203.6	159.6	123.8	103.3	99.2	133.0
90°	24.6	24.6	39.9	52.2	71.6	35.8	34.8	26.6	19.4	19.4	30.7
92.5°	0.0	0.0	0.0	0.0	0.0	0.0	0.0	0.0	0.0	0.0	0.0
95°	0.0	0.0	0.0	0.0	0.0	0.0	0.0	0.0	0.0	0.0	0.0
97.5°	0.0	0.0	0.0	0.0	0.0	0.0	0.0	0.0	0.0	0.0	0.0
100°	0.0	0.0	0.0	0.0	0.0	0.0	0.0	0.0	0.0	0.0	0.0
102.5°	0.0	0.0	0.0	0.0	0.0	0.0	0.0	0.0	0.0	0.0	0.0
105°	0.0	0.0	0.0	0.0	0.0	0.0	0.0	0.0	0.0	0.0	0.0
107.5°	0.0	0.0	0.0	0.0	0.0	0.0	0.0	0.0	0.0	0.0	0.0



REPORT NUMBER: P227065

CATALOG NUMBER: ISW-AF-1200-LED-E1-SL4

CANDELA DISTRIBUTION (continued):

	0°	5°	10°	15°	20°	25°	30°	35°	39°	40°	45°
110°	0.0	0.0	0.0	0.0	0.0	0.0	0.0	0.0	0.0	0.0	0.0
112.5°	0.0	0.0	0.0	0.0	0.0	0.0	0.0	0.0	0.0	0.0	0.0
115°	0.0	0.0	0.0	0.0	0.0	0.0	0.0	0.0	0.0	0.0	0.0
117.5°	0.0	0.0	0.0	0.0	0.0	0.0	0.0	0.0	0.0	0.0	0.0
120°	0.0	0.0	0.0	0.0	0.0	0.0	0.0	0.0	0.0	0.0	0.0
122.5°	0.0	0.0	0.0	0.0	0.0	0.0	0.0	0.0	0.0	0.0	0.0
125°	0.0	0.0	0.0	0.0	0.0	0.0	0.0	0.0	0.0	0.0	0.0
127.5°	0.0	0.0	0.0	0.0	0.0	0.0	0.0	0.0	0.0	0.0	0.0
130°	0.0	0.0	0.0	0.0	0.0	0.0	0.0	0.0	0.0	0.0	0.0
132.5°	0.0	0.0	0.0	0.0	0.0	0.0	0.0	0.0	0.0	0.0	0.0
135°	0.0	0.0	0.0	0.0	0.0	0.0	0.0	0.0	0.0	0.0	0.0
137.5°	0.0	0.0	0.0	0.0	0.0	0.0	0.0	0.0	0.0	0.0	0.0
140°	0.0	0.0	0.0	0.0	0.0	0.0	0.0	0.0	0.0	0.0	0.0
142.5°	0.0	0.0	0.0	0.0	0.0	0.0	0.0	0.0	0.0	0.0	0.0
145°	0.0	0.0	0.0	0.0	0.0	0.0	0.0	0.0	0.0	0.0	0.0
147.5°	0.0	0.0	0.0	0.0	0.0	0.0	0.0	0.0	0.0	0.0	0.0
150°	0.0	0.0	0.0	0.0	0.0	0.0	0.0	0.0	0.0	0.0	0.0
152.5°	0.0	0.0	0.0	0.0	0.0	0.0	0.0	0.0	0.0	0.0	0.0
155°	0.0	0.0	0.0	0.0	0.0	0.0	0.0	0.0	0.0	0.0	0.0
157.5°	0.0	0.0	0.0	0.0	0.0	0.0	0.0	0.0	0.0	0.0	0.0
160°	0.0	0.0	0.0	0.0	0.0	0.0	0.0	0.0	0.0	0.0	0.0
162.5°	0.0	0.0	0.0	0.0	0.0	0.0	0.0	0.0	0.0	0.0	0.0
165°	0.0	0.0	0.0	0.0	0.0	0.0	0.0	0.0	0.0	0.0	0.0
167.5°	0.0	0.0	0.0	0.0	0.0	0.0	0.0	0.0	0.0	0.0	0.0
170°	0.0	0.0	0.0	0.0	0.0	0.0	0.0	0.0	0.0	0.0	0.0
172.5°	0.0	0.0	0.0	0.0	0.0	0.0	0.0	0.0	0.0	0.0	0.0
175°	0.0	0.0	0.0	0.0	0.0	0.0	0.0	0.0	0.0	0.0	0.0
177.5°	0.0	0.0	0.0	0.0	0.0	0.0	0.0	0.0	0.0	0.0	0.0
180°	0.0	0.0	0.0	0.0	0.0	0.0	0.0	0.0	0.0	0.0	0.0



REPORT NUMBER: P227065

CATALOG NUMBER: ISW-AF-1200-LED-E1-SL4

CANDELA DISTRIBUTION (continued):

	50°	55°	60°	65°	70°	75°	80°	85°	90°	95°	100°
0°	1055.8	1055.8	1055.8	1055.8	1055.8	1055.8	1055.8	1055.8	1055.8	1055.8	1055.8
2.5°	1068.1	1068.1	1066.0	1065.0	1061.9	1057.8	1054.8	1049.6	1046.6	1041.5	1035.3
5°	1054.8	1050.7	1048.6	1044.5	1038.4	1033.3	1027.1	1020.0	1011.8	1001.6	990.3
7.5°	1037.4	1031.2	1024.1	1022.0	1014.9	1008.7	1001.6	991.3	980.1	961.7	947.4
10°	1030.2	1024.1	1017.9	1013.8	1004.6	997.5	989.3	976.0	961.7	937.1	910.5
12.5°	1037.4	1031.2	1025.1	1017.9	1009.8	1001.6	990.3	974.0	954.5	922.8	890.1
15°	1054.8	1048.6	1038.4	1031.2	1020.0	1012.8	997.5	979.1	950.4	911.6	868.6
17.5°	1074.2	1065.0	1055.8	1044.5	1034.3	1025.1	1008.7	985.2	949.4	903.4	848.1
20°	1092.6	1082.4	1068.1	1059.9	1049.6	1036.4	1019.0	990.3	947.4	887.0	826.6
22.5°	1114.1	1100.8	1085.5	1076.2	1068.1	1056.8	1036.4	999.5	947.4	877.8	802.1
25°	1141.7	1124.3	1109.0	1099.8	1094.7	1086.5	1061.9	1021.0	954.5	872.7	781.6
27.5°	1174.4	1151.9	1138.6	1132.5	1131.5	1125.3	1100.8	1049.6	970.9	872.7	762.2
30°	1213.3	1193.9	1176.5	1176.5	1188.8	1184.7	1157.1	1093.6	996.5	875.7	747.9
32.5°	1267.5	1248.1	1237.9	1248.1	1261.4	1265.5	1233.8	1156.0	1038.4	890.1	733.6
35°	1347.3	1335.1	1327.9	1343.2	1369.8	1380.1	1341.2	1249.1	1099.8	917.7	725.4
37.5°	1452.7	1443.5	1434.3	1460.9	1511.0	1531.5	1475.2	1356.5	1187.7	963.7	721.3
40°	1573.4	1574.4	1584.7	1637.8	1685.9	1728.9	1665.5	1519.2	1308.5	1029.2	725.4
42.5°	1716.6	1727.9	1762.6	1836.3	1929.4	1963.1	1901.8	1715.6	1458.8	1108.0	735.6
45°	1894.6	1924.3	1983.6	2093.2	2205.7	2257.9	2170.9	1963.1	1648.1	1233.8	764.2
47.5°	2084.0	2149.4	2249.7	2382.7	2513.6	2547.4	2439.9	2187.3	1833.2	1345.3	808.2
50°	2326.4	2406.2	2506.4	2666.0	2805.1	2825.6	2683.4	2394.9	1994.9	1442.5	850.2
52.5°	2552.5	2660.9	2788.8	2973.9	3115.1	3089.5	2905.4	2580.1	2122.8	1509.0	873.7
55°	2861.4	2973.9	3118.2	3279.8	3420.0	3358.6	3106.9	2737.6	2225.1	1558.1	880.9
57.5°	3214.3	3300.2	3441.5	3607.2	3699.3	3593.9	3305.4	2891.1	2322.3	1559.1	824.6
60°	3561.2	3661.4	3816.9	3979.6	4030.7	3848.6	3443.6	2914.6	2226.1	1391.3	659.8
62.5°	4074.7	4176.0	4254.8	4281.4	4189.3	3823.1	3282.9	2666.0	1919.2	1097.7	467.5
65°	4648.6	4534.0	4381.6	4238.4	3987.8	3431.3	2830.7	2190.3	1489.5	733.6	322.2
67.5°	4799.1	4450.1	4118.7	3799.5	3332.0	2732.5	2135.1	1540.7	955.5	417.4	218.9
69°	4642.5	4133.0	3763.7	3257.3	2774.4	2045.1	1471.1	987.2	570.8	290.5	183.1
70°	4356.0	3826.1	3325.8	2783.7	2149.4	1562.1	978.0	646.5	372.4	211.8	164.7
72.5°	3286.9	2628.2	2025.5	1315.6	802.1	445.0	313.0	224.0	177.0	155.5	141.2
75°	1900.7	1265.5	828.7	441.9	261.9	194.4	169.8	151.4	140.1	135.0	122.8
77.5°	802.1	501.2	339.6	248.6	175.9	150.4	130.9	120.7	119.7	116.6	105.4
80°	365.2	313.0	267.0	187.2	134.0	114.6	100.2	98.2	100.2	97.2	85.9
82.5°	271.1	267.0	223.0	144.2	102.3	76.7	62.4	65.5	73.7	79.8	69.6
85°	226.1	226.1	187.2	107.4	67.5	49.1	48.1	54.2	61.4	66.5	56.3
87.5°	207.7	199.5	107.4	55.2	38.9	31.7	29.7	26.6	26.6	46.0	38.9
90°	20.5	9.2	5.1	4.1	5.1	4.1	6.1	5.1	5.1	5.1	5.1
92.5°	0.0	0.0	0.0	0.0	0.0	0.0	0.0	0.0	0.0	0.0	0.0
95°	0.0	0.0	0.0	0.0	0.0	0.0	0.0	0.0	0.0	0.0	0.0
97.5°	0.0	0.0	0.0	0.0	0.0	0.0	0.0	0.0	0.0	0.0	0.0
100°	0.0	0.0	0.0	0.0	0.0	0.0	0.0	0.0	0.0	0.0	0.0
102.5°	0.0	0.0	0.0	0.0	0.0	0.0	0.0	0.0	0.0	0.0	0.0
105°	0.0	0.0	0.0	0.0	0.0	0.0	0.0	0.0	0.0	0.0	0.0
107.5°	0.0	0.0	0.0	0.0	0.0	0.0	0.0	0.0	0.0	0.0	0.0



REPORT NUMBER: P227065

CATALOG NUMBER: ISW-AF-1200-LED-E1-SL4

CANDELA DISTRIBUTION (continued):

	50°	55°	60°	65°	70°	75°	80°	85°	90°	95°	100°
110°	0.0	0.0	0.0	0.0	0.0	0.0	0.0	0.0	0.0	0.0	0.0
112.5°	0.0	0.0	0.0	0.0	0.0	0.0	0.0	0.0	0.0	0.0	0.0
115°	0.0	0.0	0.0	0.0	0.0	0.0	0.0	0.0	0.0	0.0	0.0
117.5°	0.0	0.0	0.0	0.0	0.0	0.0	0.0	0.0	0.0	0.0	0.0
120°	0.0	0.0	0.0	0.0	0.0	0.0	0.0	0.0	0.0	0.0	0.0
122.5°	0.0	0.0	0.0	0.0	0.0	0.0	0.0	0.0	0.0	0.0	0.0
125°	0.0	0.0	0.0	0.0	0.0	0.0	0.0	0.0	0.0	0.0	0.0
127.5°	0.0	0.0	0.0	0.0	0.0	0.0	0.0	0.0	0.0	0.0	0.0
130°	0.0	0.0	0.0	0.0	0.0	0.0	0.0	0.0	0.0	0.0	0.0
132.5°	0.0	0.0	0.0	0.0	0.0	0.0	0.0	0.0	0.0	0.0	0.0
135°	0.0	0.0	0.0	0.0	0.0	0.0	0.0	0.0	0.0	0.0	0.0
137.5°	0.0	0.0	0.0	0.0	0.0	0.0	0.0	0.0	0.0	0.0	0.0
140°	0.0	0.0	0.0	0.0	0.0	0.0	0.0	0.0	0.0	0.0	0.0
142.5°	0.0	0.0	0.0	0.0	0.0	0.0	0.0	0.0	0.0	0.0	0.0
145°	0.0	0.0	0.0	0.0	0.0	0.0	0.0	0.0	0.0	0.0	0.0
147.5°	0.0	0.0	0.0	0.0	0.0	0.0	0.0	0.0	0.0	0.0	0.0
150°	0.0	0.0	0.0	0.0	0.0	0.0	0.0	0.0	0.0	0.0	0.0
152.5°	0.0	0.0	0.0	0.0	0.0	0.0	0.0	0.0	0.0	0.0	0.0
155°	0.0	0.0	0.0	0.0	0.0	0.0	0.0	0.0	0.0	0.0	0.0
157.5°	0.0	0.0	0.0	0.0	0.0	0.0	0.0	0.0	0.0	0.0	0.0
160°	0.0	0.0	0.0	0.0	0.0	0.0	0.0	0.0	0.0	0.0	0.0
162.5°	0.0	0.0	0.0	0.0	0.0	0.0	0.0	0.0	0.0	0.0	0.0
165°	0.0	0.0	0.0	0.0	0.0	0.0	0.0	0.0	0.0	0.0	0.0
167.5°	0.0	0.0	0.0	0.0	0.0	0.0	0.0	0.0	0.0	0.0	0.0
170°	0.0	0.0	0.0	0.0	0.0	0.0	0.0	0.0	0.0	0.0	0.0
172.5°	0.0	0.0	0.0	0.0	0.0	0.0	0.0	0.0	0.0	0.0	0.0
175°	0.0	0.0	0.0	0.0	0.0	0.0	0.0	0.0	0.0	0.0	0.0
177.5°	0.0	0.0	0.0	0.0	0.0	0.0	0.0	0.0	0.0	0.0	0.0
180°	0.0	0.0	0.0	0.0	0.0	0.0	0.0	0.0	0.0	0.0	0.0



REPORT NUMBER: P227065

CATALOG NUMBER: ISW-AF-1200-LED-E1-SL4

CANDELA DISTRIBUTION (continued):

	105°	110°	115°	120°	125°	130°	135°	140°	145°	150°	155°
0°	1055.8	1055.8	1055.8	1055.8	1055.8	1055.8	1055.8	1055.8	1055.8	1055.8	1055.8
2.5°	1030.2	1026.1	1015.9	1013.8	1010.8	1006.7	1005.7	1000.5	990.3	988.3	989.3
5°	983.2	966.8	955.5	946.3	939.2	920.8	913.6	905.4	891.1	887.0	880.9
7.5°	927.9	908.5	886.0	869.6	850.2	830.7	815.4	796.0	780.6	771.4	755.0
10°	885.0	858.4	828.7	796.0	770.4	740.7	721.3	698.8	674.1	651.6	635.3
12.5°	852.2	815.4	772.4	733.6	696.7	664.9	630.1	598.4	567.7	537.0	510.5
15°	825.6	779.6	725.4	676.2	631.2	584.1	545.2	501.2	462.4	435.8	402.0
17.5°	797.0	737.6	673.1	615.8	557.5	508.4	459.3	413.3	376.4	341.7	314.0
20°	762.2	690.6	620.9	554.4	487.9	431.7	381.6	337.6	301.8	274.2	253.7
22.5°	723.3	639.3	558.5	485.9	419.4	364.2	317.1	284.4	257.8	242.4	236.3
25°	685.5	589.2	498.2	418.4	351.9	304.8	273.1	245.5	232.2	226.1	226.1
27.5°	650.6	538.1	436.8	359.1	294.6	257.8	233.2	222.0	215.8	215.8	218.9
30°	617.9	486.9	378.5	299.7	248.6	221.0	207.7	203.6	204.6	208.7	212.8
32.5°	580.0	437.8	328.4	257.8	215.8	197.4	187.2	188.2	193.3	200.5	207.7
35°	540.1	385.7	284.4	226.1	193.3	179.0	172.9	173.9	181.1	190.3	197.4
37.5°	504.3	343.7	250.6	201.5	177.0	167.8	162.6	163.7	168.8	180.0	189.2
40°	468.5	307.9	223.0	187.2	167.8	158.6	155.5	154.5	158.6	168.8	180.0
42.5°	437.8	277.2	206.6	177.0	161.6	153.4	149.4	149.4	151.4	159.6	170.8
45°	419.4	258.8	195.4	169.8	156.5	149.4	145.3	143.2	146.3	151.4	161.6
47.5°	419.4	249.6	188.2	164.7	152.4	146.3	141.2	140.1	141.2	146.3	156.5
50°	433.7	251.6	187.2	162.6	150.4	142.2	137.1	137.1	139.1	146.3	154.5
52.5°	446.0	255.7	190.3	164.7	150.4	140.1	134.0	133.0	136.1	143.2	150.4
55°	444.0	255.7	193.3	167.8	153.4	141.2	133.0	132.0	134.0	141.2	148.3
57.5°	396.9	240.4	190.3	169.8	157.5	146.3	138.1	135.0	137.1	143.2	149.4
60°	321.2	213.8	182.1	169.8	163.7	155.5	147.3	145.3	146.3	152.4	159.6
62.5°	251.6	190.3	171.9	168.8	166.7	162.6	159.6	157.5	157.5	162.6	168.8
65°	204.6	171.9	163.7	164.7	166.7	165.7	164.7	163.7	163.7	166.7	172.9
67.5°	170.8	154.5	152.4	155.5	157.5	158.6	159.6	158.6	159.6	162.6	169.8
69°	155.5	145.3	143.2	145.3	149.4	150.4	152.4	151.4	152.4	155.5	162.6
70°	146.3	138.1	136.1	139.1	142.2	143.2	145.3	144.2	145.3	148.3	155.5
72.5°	126.8	117.6	114.6	116.6	119.7	119.7	122.8	123.8	121.7	122.8	127.9
75°	108.4	98.2	93.1	94.1	94.1	94.1	96.2	96.2	94.1	93.1	94.1
77.5°	91.0	79.8	73.7	73.7	73.7	72.6	69.6	70.6	71.6	70.6	71.6
80°	71.6	62.4	56.3	56.3	56.3	54.2	53.2	53.2	55.2	57.3	56.3
82.5°	55.2	46.0	43.0	41.9	41.9	39.9	39.9	41.9	40.9	41.9	44.0
85°	39.9	32.7	29.7	30.7	29.7	27.6	28.6	31.7	31.7	30.7	32.7
87.5°	24.6	20.5	19.4	20.5	18.4	15.3	14.3	15.3	17.4	16.4	18.4
90°	3.1	2.0	2.0	2.0	3.1	2.0	2.0	2.0	3.1	3.1	2.0
92.5°	0.0	0.0	0.0	0.0	0.0	0.0	0.0	0.0	0.0	0.0	0.0
95°	0.0	0.0	0.0	0.0	0.0	0.0	0.0	0.0	0.0	0.0	0.0
97.5°	0.0	0.0	0.0	0.0	0.0	0.0	0.0	0.0	0.0	0.0	0.0
100°	0.0	0.0	0.0	0.0	0.0	0.0	0.0	0.0	0.0	0.0	0.0
102.5°	0.0	0.0	0.0	0.0	0.0	0.0	0.0	0.0	0.0	0.0	0.0
105°	0.0	0.0	0.0	0.0	0.0	0.0	0.0	0.0	0.0	0.0	0.0
107.5°	0.0	0.0	0.0	0.0	0.0	0.0	0.0	0.0	0.0	0.0	0.0



REPORT NUMBER: P227065
 CATALOG NUMBER: ISW-AF-1200-LED-E1-SL4

REPORT N
 CATALOG

CANDELA DISTRIBUTION (continued):

CANDELA

	105°	110°	115°	120°	125°	130°	135°	140°	145°	150°	155°	
110°	0.0	0.0	0.0	0.0	0.0	0.0	0.0	0.0	0.0	0.0	0.0	0°
112.5°	0.0	0.0	0.0	0.0	0.0	0.0	0.0	0.0	0.0	0.0	0.0	2.5°
115°	0.0	0.0	0.0	0.0	0.0	0.0	0.0	0.0	0.0	0.0	0.0	5°
117.5°	0.0	0.0	0.0	0.0	0.0	0.0	0.0	0.0	0.0	0.0	0.0	7.5°
120°	0.0	0.0	0.0	0.0	0.0	0.0	0.0	0.0	0.0	0.0	0.0	10°
122.5°	0.0	0.0	0.0	0.0	0.0	0.0	0.0	0.0	0.0	0.0	0.0	12.5°
125°	0.0	0.0	0.0	0.0	0.0	0.0	0.0	0.0	0.0	0.0	0.0	15°
127.5°	0.0	0.0	0.0	0.0	0.0	0.0	0.0	0.0	0.0	0.0	0.0	17.5°
130°	0.0	0.0	0.0	0.0	0.0	0.0	0.0	0.0	0.0	0.0	0.0	20°
132.5°	0.0	0.0	0.0	0.0	0.0	0.0	0.0	0.0	0.0	0.0	0.0	22.5°
135°	0.0	0.0	0.0	0.0	0.0	0.0	0.0	0.0	0.0	0.0	0.0	25°
137.5°	0.0	0.0	0.0	0.0	0.0	0.0	0.0	0.0	0.0	0.0	0.0	27.5°
140°	0.0	0.0	0.0	0.0	0.0	0.0	0.0	0.0	0.0	0.0	0.0	30°
142.5°	0.0	0.0	0.0	0.0	0.0	0.0	0.0	0.0	0.0	0.0	0.0	32.5°
145°	0.0	0.0	0.0	0.0	0.0	0.0	0.0	0.0	0.0	0.0	0.0	35°
147.5°	0.0	0.0	0.0	0.0	0.0	0.0	0.0	0.0	0.0	0.0	0.0	37.5°
150°	0.0	0.0	0.0	0.0	0.0	0.0	0.0	0.0	0.0	0.0	0.0	40°
152.5°	0.0	0.0	0.0	0.0	0.0	0.0	0.0	0.0	0.0	0.0	0.0	42.5°
155°	0.0	0.0	0.0	0.0	0.0	0.0	0.0	0.0	0.0	0.0	0.0	45°
157.5°	0.0	0.0	0.0	0.0	0.0	0.0	0.0	0.0	0.0	0.0	0.0	47.5°
160°	0.0	0.0	0.0	0.0	0.0	0.0	0.0	0.0	0.0	0.0	0.0	50°
162.5°	0.0	0.0	0.0	0.0	0.0	0.0	0.0	0.0	0.0	0.0	0.0	52.5°
165°	0.0	0.0	0.0	0.0	0.0	0.0	0.0	0.0	0.0	0.0	0.0	55°
167.5°	0.0	0.0	0.0	0.0	0.0	0.0	0.0	0.0	0.0	0.0	0.0	57.5°
170°	0.0	0.0	0.0	0.0	0.0	0.0	0.0	0.0	0.0	0.0	0.0	60°
172.5°	0.0	0.0	0.0	0.0	0.0	0.0	0.0	0.0	0.0	0.0	0.0	62.5°
175°	0.0	0.0	0.0	0.0	0.0	0.0	0.0	0.0	0.0	0.0	0.0	65°
177.5°	0.0	0.0	0.0	0.0	0.0	0.0	0.0	0.0	0.0	0.0	0.0	67.5°
180°	0.0	0.0	0.0	0.0	0.0	0.0	0.0	0.0	0.0	0.0	0.0	69°
												70°
												72.5°
												75°
												77.5°
												80°
												82.5°
												85°
												87.5°
												90°
												92.5°
												95°
												97.5°
												100°
												102.5°
												105°
												107.5°

NUMBER: P227065
 NUMBER: ISW-AF-1200-LED-E1-SL4

REPORT NUMBER: P
 CATALOG NUMBER:

DISTRIBUTION (continued):

160°	165°	170°	175°	180°
1055.8	1055.8	1055.8	1055.8	1055.8
982.1	985.2	971.9	978.0	974.0
874.7	869.6	868.6	865.5	859.4
748.9	744.8	732.5	736.6	727.4
618.9	617.9	595.4	596.4	585.1
499.2	480.8	471.6	458.3	465.4
386.7	371.3	351.9	346.8	353.9
291.5	276.2	267.0	258.8	255.7
241.4	232.2	227.1	224.0	222.0
233.2	231.2	230.2	228.1	227.1
228.1	230.2	230.2	230.2	228.1
223.0	227.1	228.1	227.1	225.0
217.9	221.0	221.0	219.9	216.9
210.7	213.8	213.8	212.8	210.7
202.5	204.6	205.6	205.6	206.6
196.4	198.5	200.5	202.5	205.6
189.2	192.3	193.3	197.4	201.5
180.0	184.1	186.2	189.2	193.3
170.8	175.9	177.0	181.1	185.2
166.7	170.8	170.8	173.9	177.0
161.6	163.7	162.6	164.7	165.7
156.5	158.6	157.5	159.6	160.6
152.4	154.5	156.5	158.6	159.6
154.5	157.5	158.6	161.6	162.6
163.7	167.8	171.9	175.9	179.0
172.9	178.0	187.2	205.6	212.8
178.0	185.2	206.6	238.3	247.6
174.9	184.1	209.7	243.5	254.7
168.8	175.9	203.6	238.3	248.6
160.6	167.8	195.4	233.2	242.4
129.9	134.0	164.7	200.5	206.6
95.1	98.2	121.7	136.1	135.0
73.7	77.7	85.9	87.0	85.9
58.3	60.4	64.4	64.4	65.5
45.0	46.0	48.1	46.0	45.0
33.8	32.7	31.7	30.7	29.7
19.4	19.4	16.4	14.3	13.3
2.0	3.1	3.1	2.0	0.0
0.0	0.0	0.0	0.0	0.0
0.0	0.0	0.0	0.0	0.0
0.0	0.0	0.0	0.0	0.0
0.0	0.0	0.0	0.0	0.0
0.0	0.0	0.0	0.0	0.0
0.0	0.0	0.0	0.0	0.0
0.0	0.0	0.0	0.0	0.0
0.0	0.0	0.0	0.0	0.0
0.0	0.0	0.0	0.0	0.0

CANDELA DISTRIBUTION:

	160°
110°	0.0
112.5°	0.0
115°	0.0
117.5°	0.0
120°	0.0
122.5°	0.0
125°	0.0
127.5°	0.0
130°	0.0
132.5°	0.0
135°	0.0
137.5°	0.0
140°	0.0
142.5°	0.0
145°	0.0
147.5°	0.0
150°	0.0
152.5°	0.0
155°	0.0
157.5°	0.0
160°	0.0
162.5°	0.0
165°	0.0
167.5°	0.0
170°	0.0
172.5°	0.0
175°	0.0
177.5°	0.0
180°	0.0

